

— PROFESSIONAL TYRES

# SURPASSING EXPECTATIONS



 **ALBOURGH**



— ABOUT US

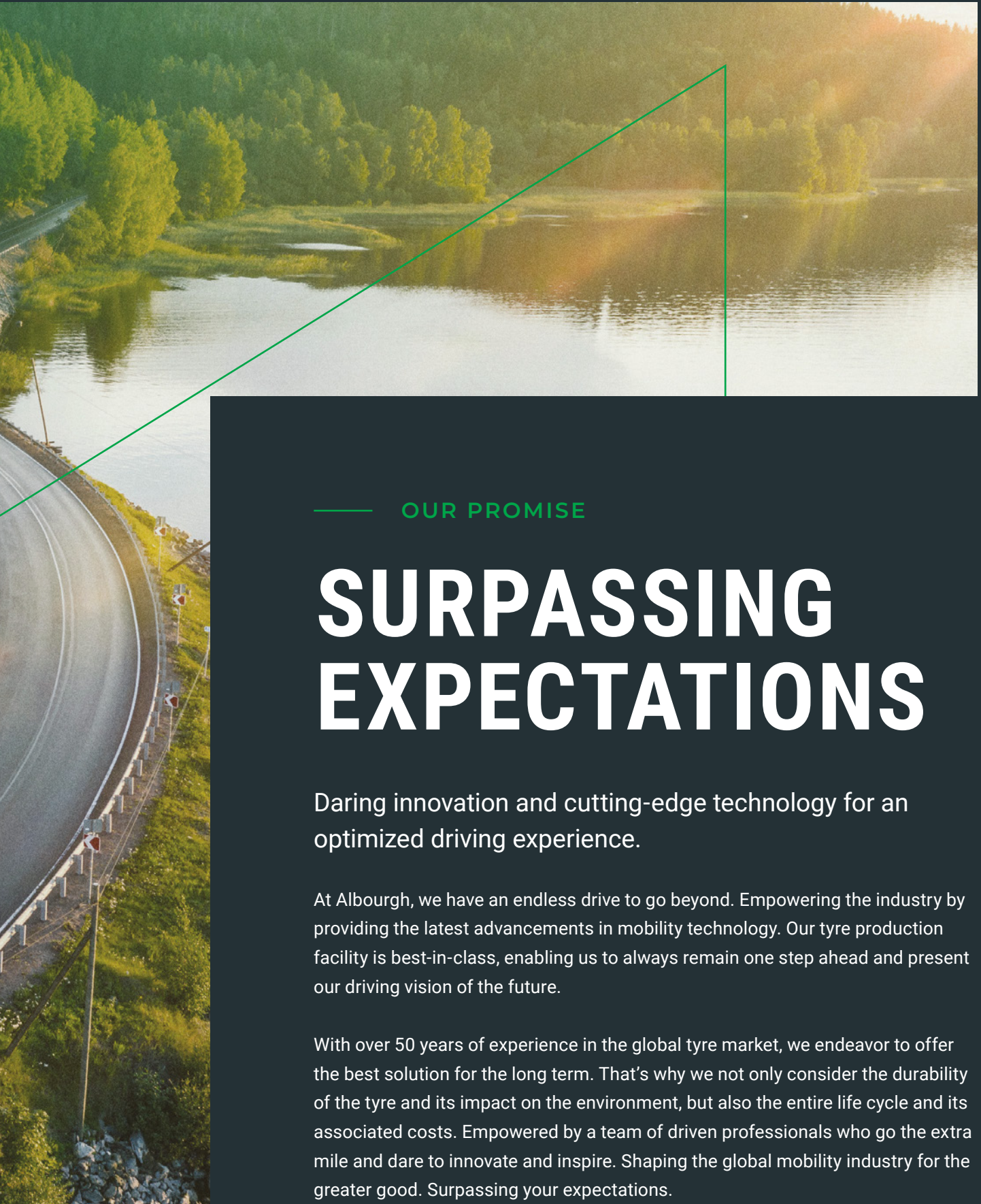
# ALBOURGH PROFESSIONAL TYRES

A striking balance between performance, reliability and durability.

Being in the transportation industry, you require reliability and cost-efficiency – without having to compromise on performance. Meet Albourgh. A new professional tyre brand that goes beyond any other. Designed to deliver remarkable performance while saving on costs. Brand new but with extensive experience in the industry. Specifically engineered to tackle any challenge on the road ahead.







## — OUR PROMISE


# SURPASSING EXPECTATIONS

Daring innovation and cutting-edge technology for an optimized driving experience.

At Albourn, we have an endless drive to go beyond. Empowering the industry by providing the latest advancements in mobility technology. Our tyre production facility is best-in-class, enabling us to always remain one step ahead and present our driving vision of the future.

With over 50 years of experience in the global tyre market, we endeavor to offer the best solution for the long term. That's why we not only consider the durability of the tyre and its impact on the environment, but also the entire life cycle and its associated costs. Empowered by a team of driven professionals who go the extra mile and dare to innovate and inspire. Shaping the global mobility industry for the greater good. Surpassing your expectations.





HIGH QUALITY

# CUTTING EDGE TECHNOLOGY

Albourn tyres are engineered in a state-of-the-art production facility with hi-tech European machinery. Completely automated in all stages of tyre production – from rubber mixing to tyre building and curing. Ensuring a fully optimized and smooth production while preserving safety and reducing human error. A factory that truly surpasses everyone's expectations.

We strive for the highest quality possible. With our 100% quality control promise, we ensure consistent performance of all tyres. After production, every single tyre is checked on imbalance, radial run-out and tyre uniformity. For the final check, each tyre undergoes an X-ray inspection to ensure high quality standards at all times. Providing you with the best in class tyres – ready to hit the road.



# DARING INNOVATION

We look at today's question and think about tomorrow's demand. This allows us to develop smart solutions that go beyond – for tyre specialists, transport companies, today's society and our future generations. Guiding them on the road ahead.

Service, lifetime and quality standards that surpass expectations.

Our people utilize their expertise and passion to innovate and exceed performance expectations – over and over again. We are eager to show you the most future-proof solution, in which we always have an eye for the bigger picture: your specific question, fleet and challenges. Building meaningful relationships so we advance together.

We don't compromise on quality. That's why Albourn tyres always have high load capacity. Branded with the 3PMSF symbol, our tyres are suitable for all seasons and ensure optimal grip – whatever the weather conditions are. Always one step ahead by providing the highest quality and safety standard. Leading the way to future-proof mobility.





An aerial photograph of a two-lane asphalt road winding through a dense forest. The trees have a mix of green and yellow foliage, suggesting autumn. A small white car is visible on the road, moving away from the viewer. A thin green line runs diagonally across the upper right portion of the image.

PRODUCTS

# DRIVEN TO GO BEYOND

Engineered with focus on performance, quality and durability. Where passion and craftsmanship meet innovation and cutting-edge technology. We are driven to surpass your expectations. Allowing us to go beyond, where others stop. From both our tyres and Albourn – you can always expect more.

We ensure quality tyres applicable for regrooving and retreading, in which we allow for retreading not only once, but twice. Improving lifespan and encouraging durability – while not compromising on tyre strength. Allowing you to increase mileage potential, cut costs and help reduce our environmental footprint.

At Albourn, we strive to make a positive impact by looking at the bigger picture of the chain. We believe that recycling end-of-life tyres is an extremely important part of this. That's why we partner with professional recycling companies to break down end-of-life tyres to secondary raw materials like steel and rubber – giving them a new purpose.

We are committed to implementing sustainable tyre manufacturing solutions across all aspects of the production process. Therefore, our production site runs on renewable energy. Water in the production process is reused, saving 200 tons of fresh water every day. And due to our fully automated production, waste in production is as low as 0.2%.



# ACROSS — S


Front axle tyre for superior control under all conditions

Front axle tyre, specifically engineered to withstand the stress and strain associated with vehicle turning. Optimized for handling performance and seamless steering.

PATTERN DESIGN  
FOR IMPROVED  
HANDLING

STANDARD  
WITH 3PMSF  
REFINED

EXTRA WIDE  
TREAD FOR  
STABILITY



## Key features:

- › **Extra strong shoulder design** to improve handling and shoulder wear.
- › **Specifically designed pattern groove** to prevent stone build-up.
- › **Standard High-Load** for Euro6 trucks.
- › **Refined pattern design** to ensure perfect handling on both wet and dry surfaces.
- › **100% quality control** with very strict limits to ensure tyre uniformity.

## SIZE

## L/S INDEX

275/70R22.5	150/148M
295/60R22.5	150/147K (149/146L)
295/80R22.5	154/149M
315/60R22.5	154/150L (152/148M)
315/70R22.5	156/150L
315/80R22.5	156/150L (154/150M)
355/50R22.5	156K
385/55R22.5	160K (158L)
385/65R22.5	164K (158L)



Order the Alborough Across S front axle tyre today for confident control on every journey.



# ACROSS — D

Drive axle tyre for superior traction and braking performance

Drive axle tyre, optimized to provide exceptional traction and improved braking abilities. Offering the best performance for mileage optimization.

## Key features:

- › **Directional pattern design** to ensure grip in all circumstances.
- › **Extra wide tread** with connection blocks to improve stability and handling during the whole tyre lifespan.
- › **Optimized rubber compound** for increased mileage.
- › **Regroovable and retreadable** to optimize tyre lifetime value.

## SIZE

## L/S INDEX

295/60R22.5	150/147K (149/146L)
295/80R22.5	152/148M
315/60R22.5	152/148L
315/70R22.5	154/150L
315/80R22.5	156/150L (154/150M)



EXTRA WEAR  
LAYER TO  
IMPROVE  
MILEAGE

SPECIAL TREAD  
DESIGN FOR  
SUPERIOR GRIP

INCREASED  
STABILITY DUE  
TO EXTRA WIDE  
TREAD



Experience unparalleled traction and improved braking with the Albourn Across D drive axle tyre.



# ACROSS — S DT

Front axle tyre for all challenges during regional distribution

Tyre for the front axles of distribution trucks, designed for heavy daily use in inner-city and regional distribution transport. For optimal comfort and good road holding.

3PMSF MARKING

ADDITIONAL SIDE  
GROOVES FOR  
IMPROVED WATER  
DRAINAGE

REINFORCED  
SHOULDER



## Key features:

- › Thanks to **the 3PMSF marking**, the tyre is suitable for all seasons.
- › **The reinforced shoulder** provides more stability during winding rides.
- › **Three wide longitudinal grooves** and additional side grooves ensure good water drainage.

## SIZE

## L/S INDEX

205/75R17.5	124/122M
215/75R17.5	126/124M
225/75R17.5	129/127M
235/75R17.5	132/130M
245/70R17.5	136/134M
265/70R19.5	140/138M
285/70R19.5	146/144L (145/143M)



Just in time regional distribution with the Albourgh Across S DT front axle tyre.



# ACROSS — D DT

Drive axle tyre for 24/7 use during daily distribution journeys

Drive axle tyre for regional distribution trucks with good grip and high efficiency despite the many stops associated with regional distribution.

#### Key features:

- › The **non-directional pattern** ensures increased mileage during use in regional distribution.
- › Excellent grip with **label A** on wet grip.
- › **Special rubber compound** that can withstand frequent acceleration and deceleration provides extra efficiency.

#### SIZE

#### L/S INDEX

205/75R17.5	124/122M
215/75R17.5	126/124M
225/75R17.5	129/127M
235/75R17.5	132/130M
245/70R17.5	136/134M
265/70R19.5	140/138M
285/70R19.5	146/144L (145/143M)



NON-DIRECTIONAL  
PATTERN

3PMSF MARKING  
FOR USE IN ALL  
SEASONS

EXTRA WIDE TREAD  
FOR DRIVING  
COMFORT



Get a grip on regional distribution with the Albourn Across D DT drive axle tyre.



# ACROSS — T+

Trailer tyre for long mileage and fuel efficiency

Trailer tyre, offering the best performance in handling both static and dynamic loads while optimizing fuel efficiency and mileage.

SPECIAL HEAT  
DISCHARGE  
PATTERN DESIGN

ANTI-WEAR LAYER  
FOR IMPROVED  
MILEAGE

HIGH LOAD  
MARKINGS



## Key features:

- › **Standard with 3PMSF** mark to meet the latest European requirements.
- › **Reinforced shoulder construction** to ensure even wear.
- › **Special pattern design** to improve heat discharge to enhance longevity.
- › Long lifespan due to **extra anti-wear layer** in tread compound.

SIZE	L/S INDEX
385/55R22.5	160K
385/65R22.5	164K
425/65R22.5	165K

385/55R22.5	160K
385/65R22.5	164K
425/65R22.5	165K

TL



M+S



Navigate with confidence and embrace the road ahead with the Albourch Across T+ trailer tyre.



# ACROSS — T

Flatbed trailer tyre with maximalized load-carrying capacity

Flatbed trailer tyre, designed to conquer all terrains while carrying high loads. Strong and durable to stand up to any challenge on the road ahead.

#### Key features:

- › **Extra wide tread design** for enhanced stability and greater wear resistance.
- › **Special pattern design** to improve heat discharge to enhance tyre lifespan.
- › Combines **high payload capacity** with high mileage
- › **Excellent traction** on all road conditions.

#### SIZE

#### L/S INDEX


215/75R17.5	136/134J
235/75R17.5	143/141J (145/145F)
245/70R17.5	143/141J (146/146F)
265/70R19.5	143/141J (146/146F)
285/70R19.5	150/148J



MAXIMIZED  
LOAD-CARRYING  
CAPACITY

EXTRA STRONG  
CASING FOR  
INCREASED  
LIFESPAN

STANDARD  
WITH 3PMSF



Choose strength, stability and reliability with the Albourgh Across T flatbed trailer tyre.



# ACROSS — T MT


Trailer tyre for medium and regional distances

Trailer tyre, designed to deliver outstanding performance for medium and regional trips. Ensuring durability and reliability in challenging terrains at all times.

STANDARD  
WITH 3PMSF

STRONG  
CENTER BLOCK  
FOR EVEN WEAR

EXTRA STRONG  
CASING DESIGN



## Key features:

- › **Special tyre tread compound** for improved rolling resistance.
- › **Optimized grooves and tread design** for superior water dissipation.
- › With **wet grip label value A** to ensure road-holding in challenging conditions.

## SIZE

## L/S INDEX

385/55R19.5

156J

445/65R22.5

169K



Choose efficiency and performance in demanding road applications with the Alborough Across T MT trailer tyre.



# ROBUST — G

All-position tyre for commercial vehicles in various applications

All-position tyre, suitable for various on- and off-road applications. Designed to be used throughout the year, featuring a strong internal structure to handle heavy loads.

SIZE

13R22.5

L/S INDEX

156/150K

TL

M+S



## Key features:

- › Specifically optimized for **use in construction applications** on different types of surfaces.
- › **Advanced design** for enhanced traction and grip, ensuring confident maneuverability.
- › Specifically designed pattern groove to **prevent stone build-up**.
- › Tyre tread compound with **reduced rolling resistance** and improved wet grip.

COMPOUND  
OPTIMIZED FOR  
TEAR-RESISTANCE

EXCELLENT  
TRACTION ON  
VARIOUS SURFACES

SPECIAL SELF-  
CLEANING  
PATTERN DESIGN



Get ready to conquer diverse terrains with the Alborough Robust G all-position tyre.

# ROBUST — G

All-position tyre for robustness on site and lasting performance on road

Versatile all-position tyre, designed to excel in demanding on- and off-road applications. Offering exceptional traction and grip in all conditions.

DEEP TREAD  
PATTERN FOR  
EXCELLENT  
TRACTION

STANDARD  
WITH 3PMSF

RUBBER COMPOUND  
HIGHLY RESISTANT  
TO ABRASION



## Key features:

- › Engineered to withstand the demands of **heavy on- and off-road use**.
- › **Advanced design** for enhanced traction and grip, ensuring confident maneuverability.
- › Featuring **stone ejector technology**, preventing stones from clogging in the grooves and puncturing the tyre.
- › With **wet grip label value A** to ensure road-holding in challenging conditions.

## SIZE

315/80R22.5

## L/S INDEX

156/150K



Operate with confidence in all on- and off-road working conditions with the Alborough Robust G all-position tyre.



# ROBUST — G

All-position tyre for on- and off-road conditions

All-position tyre, engineered to withstand both challenging terrains and everyday roads. Offering robustness and effectiveness in a wide range of conditions.

## Key features:

- › **Tyre tread compound** with reduced rolling resistance and improved wet grip.
- › Featuring **stone ejector technology**, preventing stones from clogging in the grooves and puncturing the tyre.
- › **Standard High-Load** with increased carrying capacity and an extended lifespan.
- › **Standard with 3PMSF** mark to meet the latest European requirements.

## SIZE

## L/S INDEX

265/70R19.5	143/141J (146/146F)
285/70R19.5	150/148J
275/70R22.5	150/148M
385/65R22.5	164K
445/65R22.5	169K



DEEP TREAD  
PATTERN FOR  
EXCELLENT  
TRACTION

REFINED  
PATTERN DESIGN  
TO PREVENT  
STONE BUILD UP

SUITABLE FOR  
FRONT AXLE AND  
TRAILER



Order the Alborough Robust G all-position today and prepare to navigate various terrains.

# ROBUST — D

## Drive axle tyre for tough terrain

The ultimate choice for challenging conditions and rough terrains. Designed to withstand harsh conditions and provide long-lasting performance with exceptional off-road maneuverability.

IMPROVED  
TRACTION AND  
BRAKING ON MANY  
SURFACE TYPES

EXTRA STRONG  
CASING TO PREVENT  
PUNCTURES

EXTRA DEEP TREAD  
OF 23 MILLIMETERS



### Key features:

- › **Exceptional performance** in demanding conditions.
- › **Featuring wide and deep transverse grooves** that enhance traction. Promoting effective self-cleaning and preventing uneven wear.
- › **Anti-wear layer** embedded in the rubber compound to enhance tyre lifespan.
- › **Reinforced by an extra-strong casing**, ensuring resistance to punctures and damage without compromising on performance.

#### SIZE

#### L/S INDEX

13R22.5	156/150K
295/80R22.5	152/148K
315/70R22.5	154/150K
315/80R22.5	156/150K



Get ready to conquer the challenge of tough terrains with the Albourn Robust D drive axle tyre.



# ENDURE — T

Long distance tyre for mega trailers

Long distance tyre, specifically developed for long haul and international transport. Designed to provide an optimal balance between fuel efficiency and a long lasting tread life. Ensuring even wear over the whole tyre lifespan.

#### Key features:

- › **Extra-wide profile** for excellent stability.
- › Engineered tread design for **exceptionally low rolling resistance** and high mileage.
- › **High-load 164J** rating with a load capacity of 5,000 kg per tire and 10 tons per axle.
- › With **deep and wide grooves**, designed to enhance traction on wet surfaces and regular pressure distribution.

#### SIZE

435/50R19.5

445/45R19.5

#### L/S INDEX

164J


164J



TREAD PATTERN  
DESIGN FOR  
OPTIMAL FUEL  
EFFICIENCY

164J HIGH LOAD

STANDARD  
WITH 3PMSF



Choose fuel efficiency and durability for your long haul transport with the Alborough Endure T tyre for mega trailers.

# CITY — G


## All-position bus tyre for urban transport

All-position tyre designed to transport passengers smoothly. When it comes to passenger transport within urban areas, we understand that safety is paramount, but comfort matters too.

REINFORCED  
SIDEWALL

EV-READY  
MARK

EXCELLENT  
MILEAGE DUE  
TO EXTRA  
ANTI-WEAR  
LAYER



### Key features:

- › **Additional anti-wear layer** in the rubber compound to provide mileage optimization despite frequent braking and acceleration.
- › **Standard with High-Load capacity**, ensuring suitability for heavier electric buses.
- › **With EV-Ready mark**, guaranteeing a future-proof solution for additional requirements placed on tyres for electric buses.
- › **Reinforced sidewall** for protection against damage due to kerbing.

#### SIZE

275/70R22.5

#### L/S INDEX

152/149J



Embrace the future of urban passenger transport today with the Alborough City G all-position tyre.



# AURORA — S

Front axle tyre for extreme control in winter conditions

Front axle tyre specially designed for use in snow and ice. The 3D sipes provide extreme control under all conditions, at all stages of the tyre's life.

## Key features:

- › The **specially designed 3D sipes** provide extra grip on snowy roads.
- › **Winter oriented rubber compound** that provides good grip during cold temperatures.
- › The **reinforced shoulder** construction provides extra control and even wear.

### SIZE

### L/S INDEX

315/70R22.5

154/150L

315/80R22.5

156/150L (154/150M)

385/55R22.5

160K

385/65R22.5

164K (158L)



SPECIAL RUBBER  
COMPOUND

EXTRA SIPES FOR  
EXTRA GRIP

HIGH LOAD  
MARKING



Brave the winter conditions with the Alborough Aurora S front axle tyre

# AURORA — D

Drive axle tyre with excellent grip on snowy roads

With the specially designed wide and deep grooves, this drive axle tyre provides extreme grip in even the toughest conditions. The rubber compound is especially suitable for cold temperatures.

SPECIAL TREAD DESIGN  
FOR EXTRA TRACTION

EXTRA WIDE TREAD

FLEXIBLE HEEL  
CONSTRUCTION FOR  
EXTRA COMFORT



## Key features:

- › Extra traction throughout the life of the tyre due to the **3D sipes**.
- › Special **anti-wear** layer in the rubber compound to extend the life of the tyre.
- › **Extra sipes** in the tread blocks provide extra grip in snow and ice.

## SIZE

## L/S INDEX

315/70R22.5

154/150L

315/80R22.5

156/150L (154/150M)



Enjoy ultimate grip even under the most difficult conditions with the Albourn Aurora D drive axle tyre



# READY FOR THE ROAD AHEAD.



Everyone has their own journey. Their own Northern Star. We are ready for the road ahead. Guided by our beliefs and driven by excellence, we are excited to share for what's more to come. Embark on this journey together with us.

A brand new professional tyre brand that goes beyond any other. Always one step ahead. Always surpassing expectations. Discover our innovative, hi-tech and cost-effective tyres that are yet to come.

# UPCOMING PRODUCTS



SIZE	L/S INDEX	APPLICATION
ENDURE S - STEER + ENDURE D - DRIVE		
295/60R22.5	150/147K (149/146L)	Long distance
315/60R22.5	154/150L (152/148M)	Long distance
315/70R22.5	156/150L	Long distance
315/80R22.5	156/150L (154/150M)	Long distance

DISCOVER HOW WE SURPASS YOUR EXPECTATIONS

Visit our website today

ALBOURGH.COM





Q3 - 2025

